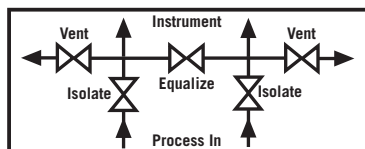


ISOLATE	Blue
VENT	Red
EQUALIZE	Green



Weight=5.95 lbs(2.7 kg)

Also available in a range of other materials and options
(See **HOW TO ORDER** Data Sheet Pg.21).


Using the 5-valve manifold

In normal operation the “isolate” valves are open while the “equalize” and “vent” valves are closed. This provides a differential pressure reading to the pressure gauge or transmitter.

To zero the instrument, first close both “vent” valves and the downstream “isolate” valve. Then open the “equalize” valve and adjust the zero setting on the instrument. To remove the instrument, first close both “isolate” valves, then open the “equalize” valves to relieve pressure between the manifold and the instrument.

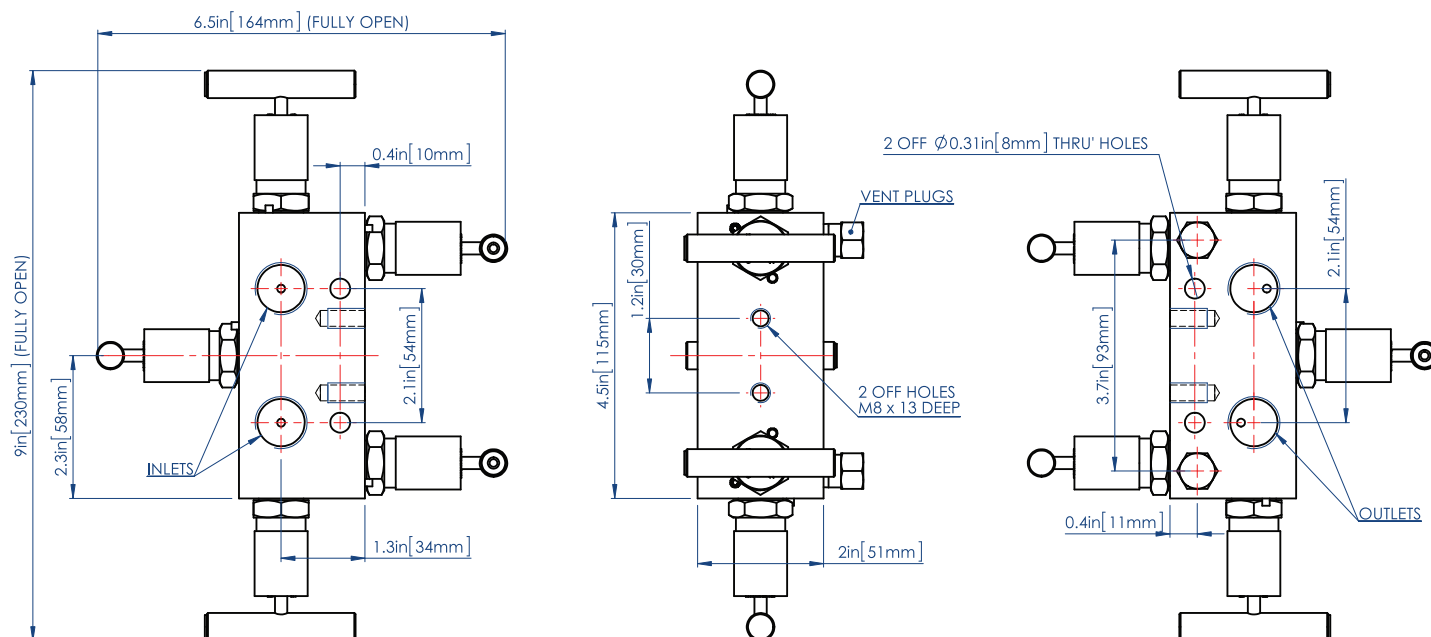
Calibration options

An option provided by 5-valve manifolds which is not available on 3-valve types is connecting the “vent” port to known pressure sources to check the calibration of the instrument.



Note: Mounting Bracket Kit not available for Model-HM8532.

Valve Shown with ½” NPT Inlet & Outlet & ¼”NPT Vent Plugs (Supplied loose)



Dimensions shown in inches (millimeters) are for reference only and are subject to change.

Ordering Multiple Options

HOKE HM Valves and Manifolds are available with a wide variety of options that enable valve configurations customized to meet specific requirements. Please select or add designators from the ordering combinations as shown below:

How To Order

Standard items in bold.

Typical Ordering Part Number

HM8 3 1 2 1 1 F 8 6MO AA

of VALVES

2
3
5

TYPE

1 = Direct [AA (10,000 psi) not available]
2 = Remote - Double Block & Bleed
3 = Remote
6 = Flat Face Remote
9 = Direct Enclosure [AA (10,000 psi) not available]

FIXED

2

TIP

1 = Hard
2 = Soft

PACKING

1 = PTFE
2 = GRAFOIL® [AA (10,000 psi) not available]

ALLOY

YL = 316/316L
HC = HASTELLOY® C276
M = MONEL®
D50 = Super Duplex
TI = Titanium
TB = Titanium Blue Anodized
DX3 = Duplex
625 = 625 INCONEL®
825 = 825 INCONEL®
6MO = 6%Mo
E = Carbon Steel

SIZE

8 = 1/2"

CONNECTION

F = Female
P = Socket Weld
G = Integral GYROLOK®
Z = Integral Metric

} HM Series - Integral GYROLOK® only.
Refer to Integral catalog.

Options

AA = 10,000 psi Rated (except for direct)	AJ = Std 316 Stainless Steel Bolts Supplied Bolt Clearance 16MM	AO = Norsok M-650 Material Required
AB = Anti Tamper Vent(s)	AK = Std 6MO Bolts Supplied Bolt Clearance 16MM	AP = Panel nut on bonnets
AC = Lockable Vent(s)	AL = Extended Carbon Steel Bolts Supplied (Emerson Coplanar Flange) - Bolt Clearance 30MM	AR = Firesafe
AD = Anti Tamper Isolate	AM = Extended 316 Stainless Steel Bolts Supplied (Emerson Coplanar Flange) - Bolt Clearance 30MM	AS = Round Hand Wheel for Vent
AE = Lockable Isolate	AN = Extended 6MO Bolts Supplied (Emerson Coplanar Flange) - Bolt Clearance 30MM	AT = Round Hand Wheel for Isolate
AF = Anti Tamper Equalize		AW = Round Hand Wheel for Equalize
AG = Lockable Equalize		BC = Round Hand Wheel - Lockable Vent
AH = BSPP Connections		BE = Round Hand Wheel - Lockable Isolate
AI = Std Carbon Steel Bolts Supplied Bolt Clearance 16MM		BG = Round Hand Wheel - Lockable Equalize

Keys are not included and are sold separately. Order part number HMATHDL-316 for key.

Note: The body & trim parts on all 316/316L Valves & Manifolds comply to NACE MR-01-75 & NORSOK M-650 as standard.

Please consult the factory or your local distributor for information on special connections. O-rings, operating pressures, & temperature ratings.

△ When selecting products for specific applications users should refer to our notice at the bottom of page 1.
And the guidance of Use of Equipment on page 32.